

# HONG LEONG BALANCED FUND (HLBF)

As at 31 December 2025



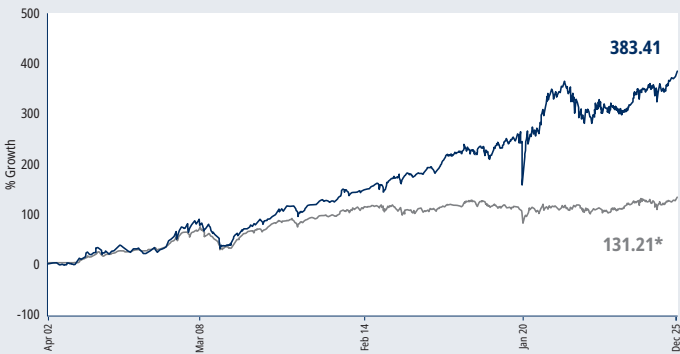
## Fund Objective

To achieve regular income and consistent capital growth over the medium to long-term by investing in a diversified investment portfolio containing a balanced mixture of equities and fixed income securities.

## Fund Information

Category/Type of Fund	Balanced/Growth & Income
Launch Date	29 April 2002
Financial Year End	30 June
Fund Size	RM419.91 million
Units in Circulation	885.37 million
Initial Offer Price	RM0.5000
NAV Per Unit	RM0.4743
Minimum Investment	RM1,000 (initial) RM100 (subsequent)
Sales Charge	Up to 6% of NAV Per Unit
Sales Charge : EPF-MIS (e-PPA)	Up to 3% of NAV Per Unit
Sales Charge : EPF-MIS (i-Invest)	Up to 0.5% of NAV Per Unit
Annual Management Fee	Up to 2.00% p.a.
Trustee Fee	0.08% p.a., subject to a minimum of RM18,000 p.a.

## Highlight on HLBF



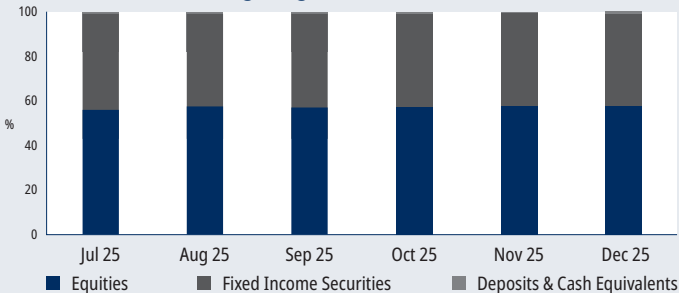
Source: Lipper

— HLBF — FBM KLCI/Maybank 3-Month FD Rate (60:40)


CALCULATION: Percentage Growth, NAV Per Unit-to-NAV Per Unit basis with gross income (if any) from HLBF reinvested, since launch, in MYR terms. Past performance is not necessarily indicative of future performance and unit prices and investment returns may go down, as well as up.

\* The figure shown is from the period 30 May 2003 as there is no data available prior to 30 May 2003.

## Asset Allocation - % Weighting



## Sector Allocation (% of NAV)



## Top Five Equity Holdings (% of NAV)

1	CIMB GROUP HOLDINGS BERHAD	8.74
2	AMMB HOLDINGS BERHAD	8.51
3	TENAGA NASIONAL BERHAD	6.86
4	MALAYAN BANKING BERHAD	4.99
5	TELEKOM MALAYSIA BERHAD	4.03

## Top Five Fixed Income Holdings (% of NAV)

1	SEB IMTN 5.500% 04.07.2029	6.49
2	TENAGA IMTN 5.18% 03.08.2037	5.46
3	GII MURABAH 2/2019 4.467% 15.09.2039	5.19
4	MGS 3/2018 07.11.2033	2.59
5	GII MURABAH 6/2019 4.119% 30.11.2034	2.50

## Performance Records

	Percentage Growth		Annualised Compounded Return	
	HLBF (%)	Benchmark (%)	HLBF (%)	Benchmark (%)
Year-to-date	5.26	2.45	-	-
1 Month	3.75	2.88	-	-
3 Months	4.66	2.74	-	-
6 Months	8.08	6.14	-	-
1 Year	5.26	2.45	5.26	2.45
3 Years	18.09	10.94	5.69	3.52
5 Years	18.17	7.41	3.39	1.44
10 Years	72.33	11.97	5.59	1.14

## Calendar Year Returns

	HLBF (%)	Benchmark (%)	HLBF Distribution Yield (%)
2025	5.26	2.45	4.43
2024	13.60	8.80	5.29
2023	-1.24	-0.46	5.90
2022	-9.96	-1.79	5.51
2021	11.13	-1.42	5.90
2020	15.16	2.74	6.28
2019	13.95	-2.42	10.81
2018	-4.71	-2.22	6.30
2017	15.40	6.87	12.57
2016	1.07	-0.50	6.50

Source: Lipper, in MYR Terms.

Past performance is not necessarily indicative of future performance and unit prices and investment returns may go down, as well as up.

## Income Distributions / Unit Splits

Entitlement Date	21/10/2025	20/11/2025	22/12/2025
Unit Split (Units)	-	-	-
Income Distribution (Gross)	0.160 sen	0.160 sen	0.160 sen

Note:-(1) Based on the Fund's portfolio returns as at 31 December 2025, the Volatility Factor (VF) for this Fund is 5.2 and is classified as "Low" (Source: Lipper). "Low" includes funds with VF that are above 4.195 but not more than 7.805 (Source: Lipper). The VF means there is a possibility for the Fund in generating an upside return or downside return around this VF. The Volatility Class (VC) is assigned by Lipper based on quintile ranks of VF for qualified funds. VF is subject to monthly revision and VC will be revised every six months. The Fund's portfolio may have changed since this date and there is no guarantee that the Fund will continue to have the same VF or VC in the future. Presently, only funds launched in the market for at least 36 months will display the VF and VC.

Disclaimer:- This fact sheet has not been reviewed by the Securities Commission Malaysia (SC). Investors are advised to read and understand the contents of the Hong Leong Master Prospectus dated 27 February 2023, 1st Supplemental Hong Leong Master Prospectus dated 18 August 2023, 2nd Supplemental Hong Leong Master Prospectus dated 5 January 2024, 3rd Supplemental Hong Leong Master Prospectus dated 19 August 2024 (collectively known as the "Prospectus") and Product Highlights Sheet (the "PHS") before investing. The Prospectus has been registered and PHS lodged with the SC who takes no responsibility for the contents of the Prospectus and PHS. The registration of Prospectus or lodgement of PHS to the SC does not amount to nor indicate that the SC has recommended or endorsed the fund. A copy of the Prospectus can be obtained from any of Hong Leong Asset Management offices, agents or our authorised distributors. The PHS is also available and investors have the right to request for it. Investors shall also consider the fees and charges involved before investing. Prices of units and distributions payable, if any, may go down or up, and past performance of the Fund is not an indication of its future performance.

Where a distribution/unit split is declared, investors are advised that following the issue of additional units/distribution, the NAV per unit will be reduced from cum-distribution NAV/pre-unit split NAV to ex-distribution NAV/post-unit split NAV. Where a unit split is declared, the value of investors' investment in Malaysian Ringgit will remain unchanged after the distribution of the additional units. Where unit trust loan financing is available, investors are advised to read and understand the contents of the unit trust loan financing risk disclosure statement before deciding to borrow to purchase units. Investors shall be aware of the risks for the Fund before investing. Investors are also advised to perform the suitability assessment to evaluate investors' risk tolerance level before making any investment decision.

Applications must be made on the Account Opening Form and Investment Application Form referred to and accompanying the Prospectus. The Fund may not be suitable for all and if in doubt, investors shall seek independent advice.